



CE EN 60974-7

SPE 241



SPE 401



SPE 501



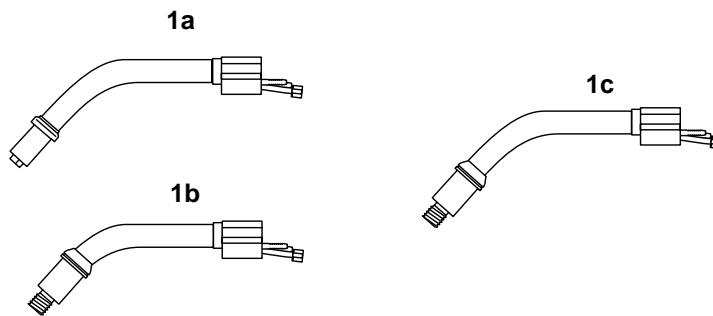
MIG GUN	CAPACITY X80%	WIRE DIAMETER
SPE 241	300A CO ₂ 270A mixed gases	0.8 - 1.2 mm
SPE 401	450A CO ₂ 400A mixed gases	0.8 - 1.6 mm
SPE 501	550A CO ₂ 500A mixed gases	0.8 - 1.6 mm

SPARTUS Easy MIG guns are designed with thought of highest convenience and comfort of work. Ergonomic handle and moving ball joint allow to use torch in all operating positions. Special power cable - used in production let us low gun's weight to minimum.

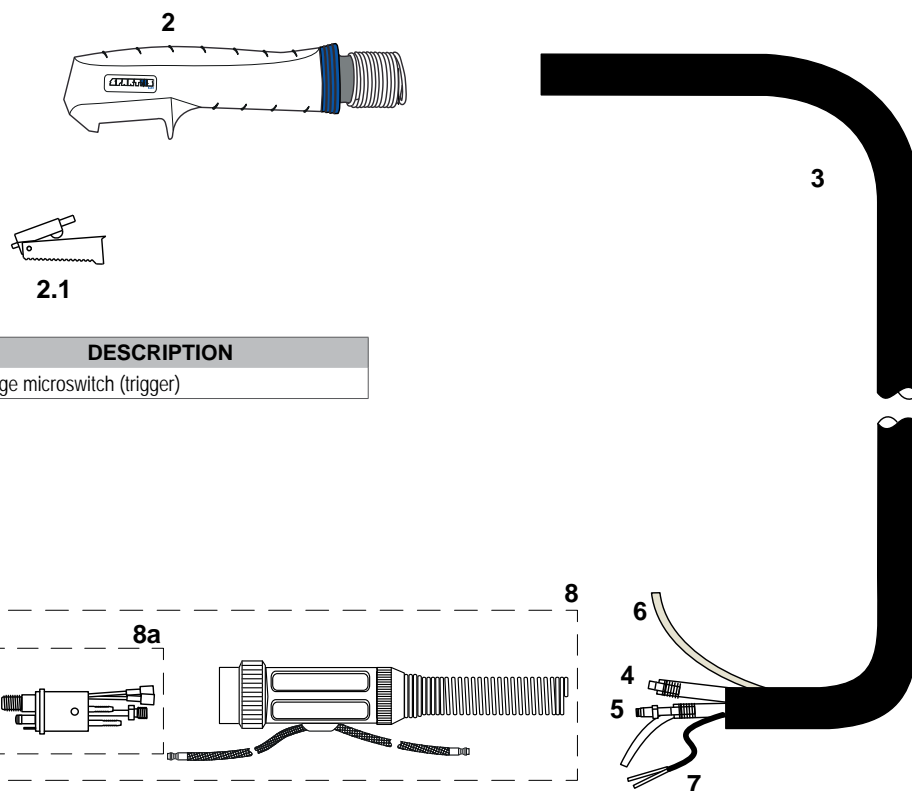
SPARTUS Easy MIG gun were designed where light and simple solutions are required.

3 main advantages of SPARTUS Easy MIG guns:

- ★ Ergonomic handle.
- ★ Extremely flexible and light power cable.
- ★ Compliance of world standard.



NO.	CODE	DESCRIPTION	NO.	CODE	DESCRIPTION
1a	241-00-001	Torch 241	1c	501-00-001	Torch 501, L=250mm
1b	401-00-001	Torch 401, L=220mm			



NO.	CODE	DESCRIPTION
2.1	15-70-001	Orange microswitch (trigger)

NO.	CODE	DESCRIPTION	SPE 241	SPE 401	SPE 501
2	SP51-80-000	Handle EASYwith spring (without microswitch)	•	•	•
3	WS-2-15	Textile-gum cable connect set cover 28×1,5 (m)	•	•	•
4	SPE51-94-300	Current-water hose 3m (cotton braided X80%)	•	•	•
	SPE51-94-400	Current-water hose 4m (cotton braided X80%)			
	SPE51-94-500	Current-water hose 5m (cotton braided X80%)			
5	51-97-300	Spiral liner 3m	•	•	•
	51-97-400	Spiral liner 4m			
	51-97-500	Spiral liner 5m			
6	CR05-08N	Gas hose PCV 5×8mm (m) blue	•	•	•
	CR05-08C	Gas hose PCV 5×8mm (m) red			
	CR05-08B	Gas hose PCV 5×8mm (m) black			
7	LY2x05	Connect cable set 2×0,5 (m)	•	•	•
8	51-81-00E	EURO connector plug set EASY	•	•	•
8a	51-81-100	EURO connector spring pins	•	•	•
8b	15-81-109	Liner nut	•	•	•

MIG GUNS - COMPLETE

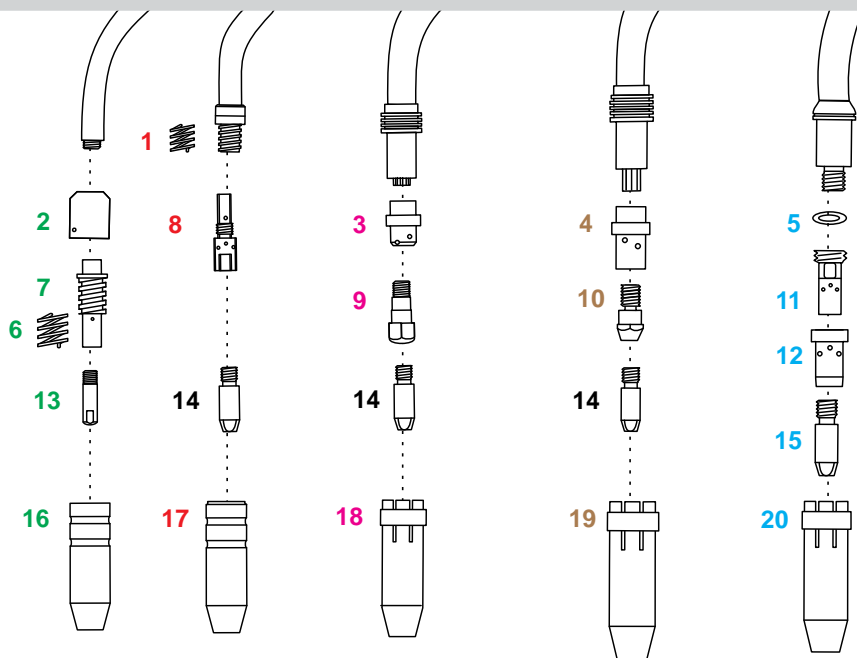
CODE	DESCRIPTION
SPE241-11-300	Handheld MIG gun EASY 241 set 3m*
SPE241-11-400	Handheld MIG gun EASY 241 set 4m*
SPE241-11-500	Handheld MIG gun EASY 241 set 5m*

CODE	DESCRIPTION
SPE401-11-300	Handheld MIG gun EASY 401 set 3m*
SPE401-11-400	Handheld MIG gun EASY 401 set 4m*
SPE401-11-500	Handheld MIG gun EASY 401 set 5m*

CODE	DESCRIPTION
SPE501-11-300	Handheld MIG gun EASY 501 set 3m*
SPE501-11-400	Handheld MIG gun EASY 501 set 4m*
SPE501-11-500	Handheld MIG gun EASY 501 set 5m*

* possibility of making the holder of any length

150 250 240/241 360 401/501



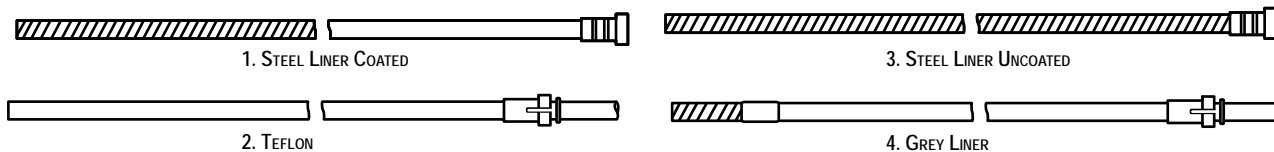
NO.	DESCRIPTION	CODE
1	Spring	25-31-006
2	Insulator ring	15-32-006
3	Ceramic gas diffuser	24-40-001
	White gas diffuser	24-41-001
	Black gas diffuser	24-42-001
	Silicone, red diffuser	24-44-001
4	Ceramic gas diffuser	36-40-001
	White gas diffuser	36-41-001
	Black gas diffuser	36-42-001
5	Insulator ring	51-31-001
6	Spring	15-31-006
7	Contact tip holder with spring	15-30-006
8	Contact tip holder M6	25-30-006
	Contact tip holder M8*	25-30-008
9	Contact tip holder M6	24-30-006
10	Contact tip holder M6	36-30-006
	Contact tip holder M8*	36-30-008
11	Contact tip holder M6**	51-30-006
	Contact tip holder M8	51-30-008
12	Ceramic gas diffuser	51-40-001
	White gas diffuser	51-41-001
	Black gas diffuser	51-42-001

* use with contact tips M8x30mm
 ** use with contact tips M6x28mm

NO.	CONTACT TIPS	WIRE DIAMETER [mm] / CODE								
		0,6	0,8	1,0	1,2	1,4	1,6	2,4	2,4	3,0
13	E-Cu	15-20-006	15-20-008	15-20-010	15-20-012	15-20-014	15-20-016	-	-	-
	E-Cu economic	-	15-20-008E	15-20-010E	15-20-012E	-	-	-	-	-
	E-Cu for Al	-	15-21-008	15-21-010	15-21-012	-	-	-	-	-
	CuCrZr	-	15-22-008	15-22-010	15-22-012	15-22-014	-	-	-	-
14	E-Cu	25-20-006	25-20-008	25-20-010	25-20-012	25-20-014	25-20-016	-	-	-
	E-Cu economic	-	25-20-008E	25-20-010E	25-20-012E	-	-	-	-	-
	E-Cu for Al	-	25-21-008	25-21-010	25-21-012	-	-	-	-	-
	CuCrZr	-	25-22-008	25-22-010	25-22-012	-	-	-	-	-
15	E-Cu	-	51-20-008	51-20-010	51-20-012	51-20-014	51-20-016	51-20-020	51-20-024	51-20-030
	E-Cu economic	-	51-20-008E	51-20-010E	51-20-012E	51-20-014E	51-20-016E	-	-	-
	E-Cu for Al	-	51-21-008	51-21-010	51-21-012	-	51-21-016	-	-	-
	CuCrZr	-	51-22-008	51-22-010	51-22-012	51-22-014	51-22-016	51-22-020	-	51-22-030

NO.	DESCRIPTION	DESCRIPTION / CODE		
		tight conical	conical	cylindrical
16	Gas nozzle	15-50-095	15-50-120	15-50-160
17	Gas nozzle	25-50-115	25-50-150	25-50-180
18	Gas nozzle	24-50-100	24-50-125	24-50-170
19	Gas nozzle	36-50-120	36-50-160	36-50-190
20	Gas nozzle	51-50-140	51-50-160	51-50-200

INSULATED STEEL LINER



NO.	DESCRIPTION	CODE					
		Length [m]	3,4	4,4	5,4	mb.	Steel liner back end
1	Blue recommended for wire 0,6-0,8mm		15-58-008	15-59-008	15-60-008	15-61-008	15-62-012
	Red recommended for wire 1,0-1,2mm		15-58-012	15-59-012	15-60-012	15-61-012	15-62-012
	Yellow recommended for wire 1,6mm		15-58-016	15-59-016	15-60-016	15-61-016	15-62-016
2	Blue recommended for wire 0,6-0,8mm		25-58-008	25-59-008	25-60-008	25-61-008	25-62-012
	Red recommended for wire 1,0-1,2mm		25-58-012	25-59-012	25-60-012	25-61-012	25-62-012
	Yellow recommended for wire 1,6mm		25-58-016	25-59-016	25-60-016	25-61-016	25-62-016
3	Recommended for wire 1,0mm-1,2mm		51-58-012	51-59-012	51-60-012	51-61-012	51-62-012
	Recommended for wire 1,6mm		51-58-016	51-59-016	51-60-016	51-61-016	51-62-016

NO.	DESCRIPTION	CODE			
		Length [m]	3,5	4,5	5,5
4	Recommended for wire 1,0mm-1,2mm		26-58-012	26-59-012	26-60-012
	Recommended for wire 1,6mm		26-58-016	26-59-016	26-60-016